

BATTLECRY

MAY 2020



MEET THE TEAM

STRIKER DIVISION

THE VERD'IKA CORPS

The Mandalorian Mercs is a worldwide Star Wars costuming organization comprised of and operated by Star Wars fans and volunteers. It is the elite Mandalorian costuming organization but it is not affiliated with or endorsed by **Lucasfilm Ltd.** Star Wars, its characters, costumes, and all associated items are the intellectual property of Lucasfilm. © 2020 **Lucasfilm Ltd.** & ™ All rights reserved. Used under authorization.

CONTENTS

03. WELCOME

04. WAR STORIES - FIRST OUTING

06. CLUB NEWS - THE VERD'IKA CORPS

10. BRIGADES - THE STRIKER DIVISION

12. BRIGADES - NEW BRIGADE MEMBERS

13. TOOLS OF THE TRADE - BINATONE CUSTOM BLASTER

14. HOLONET NEWS - THE HIGH REPUBLIC

16. THE ARMOURY - ARMOUR MAINTENANCE

18. MEET THE TEAM - YOUR BATTLECRY WRITERS

20. THE BESKAR CHEF

21. FROM THE EDITOR

CREDITS

EDITORIAL

Lee "Jaryn Solus" Rossi

BRIGADES WRITER

Jerry "Ahn'vil Burk'yc" Bogaert

STAFF WRITERS

Bill "Talon Ven'ad" Stellin

Kat "Parjii Saviin" Kiele

CONTRIBUTORS

Lesley "BrieKalan" Farquhar

Tom 'Mandalore the Uniter' Hutchens

WITH THANKS TO

Matt Booker - Fantha Tracks

PROOF READERS

Tom "Mandalore the Uniter" Hutchens

Lesley "BrieKalan" Farquhar

Simon "Tak'ur Kemir" Spencer

Nicholas "Hik'aari" Wetzell

Bill "Talon Ven'ad" Stellin

COVER PHOTO

Ciry'c Rage'on by Conrad



Greetings Vode,

The past month has been a rollercoaster of ups and downs, but it is safe to say that MMCC has seen far more ups. Since March 18th twenty six official membership applications have been approved, the vast majority of those are new official members. MMCC has also approved it's first "Armorer" costume from The Mandalorian, so as I said earlier we are seeing far more "ups" than downs.

Clans have also taken to the internet by hosting virtual armor parties and member gatherings, I've seen various clans doing live-streams on social media or through gatherings on virtual conferencing services. It's really amazing to see how much our community has not only evolved, but the desire for unity that is so powerful within our membership. In a time of instability, we find so many more things that bring us together as a global family... and you are all very much my family.

Lastly, I want to let all members know how proud I am that members have accepted and adhered to my suspension of trooping during the global lockdowns. Commanders within the Conclave of Regions have been providing weekly check-ins and updates about how things are going in the various countries and states so that the International Command Council can make the best possible decisions. Thank you so much for making our jobs easier, and the council will be forthcoming with information on the status of the suspension in the coming weeks. Always remember that your safety and health, as well as the safety and health of those around you is of utmost concern.

This is the way,

Tom Hutchens
Mandalore the Uniter

WAR STORIES

After I cleared as an Official Member in November 2017, with the convention season wrapping up and the winter weather drawing in, I had a fairly good idea of what my first troop would then be.

The Vok'Chi Clan were invited to a major theme park, during the May holiday weekend. For the UK, this inevitably means pouring rain or scorching sun, but in this case, the advance forecast was for mild temperatures and slightly overcast. Sounded perfect!

Pre-troop prep was fairly simple. Check everything was boxed up securely, book a hotel for the evening, program the satnav, and bake cookies (Apparently, when your ver'alor says baking is a first troop requirement, it just means the Ver'alor wants cookies...).

That was pretty much the end of the easy bits!



Started off at 5am to get to the theme park before the public queues began.

First problem - transporting a box with no handles down several flights of steps, across a couple of roads and downhill to the changing area. We were quite lucky here (apparently) as there was a decent sized marquee shared by 3 clubs, and in a very polite british way, each club quickly staked out their space on the tabletops for kit.

With other clan members on hand, kitting up was a breeze (and long term, I've personally found that having two or three people knowing the tricks to getting various bits fitted a blessing) and we were soon ready to head out into the park to greet the crowds.

It was at this point I discovered the major problems with my kit.

During the whole build process, everything



had been focused on ensuring the kit looked right and up to standard for clearance. But I rarely spent any time actually wearing any of it, let alone moving in it! I quickly found that my boots weren't a great fit, and rubbed against my ankles with every step, and my toe plates refused to stay in place (they didn't make it out of the changing room). Straps for my shin plates dug into my calves as I walked. And pretty much every edge and corner on my gauntlets found a way to dig into my arms.

The rapidly increasing temperature didn't help any of this. It did gradually become bearable as we acclimatised to the heat, and ultimately, was very easily managed as the park staff were well prepared with water and cool packs all around the venue to support the costumers.

By lunch, walking was becoming difficult. And given the size of the park (and two planned parades) most of the troop was walking.

The next problem was one that I'm sure most of us have come to terms with. After drinking too much water in the heat, I needed the toilet. So, strip down as much kit as I can, then make my way down three sets of stairs and narrow corridors to find the only available toilet for 20-30 sweaty costumers.

Suffice to say, I made it through the day, and most of the next (until my ankles just had enough). Salute to those who made it through all three days!

Meeting most of the clan for the first time, and seeing the smiles on the faces of all the kids and adults who stopped for photos was a massive lift, and rather than being put off, I simply planned out what needed to be changed to make my kit more practical for wear!

GOT A STORY TO SHARE?

Send your feature to pr@mandalorianmercs.com or by PM to Jaryn Solus

CLUB NEWS

THE VERD'IKA CORPS

The Verd'ika Corps was founded in 2013 with the sole intent to increase the interest of Foundlings, teach them the art of having a positive attitude and the importance of volunteer work, and the importance of being a part of a charity organization.

The Verd'ika Corps also allows the foundlings to become official members when they became of age, given that their kit is up to Official Membership standards, and provide them with a support network and maintain their interests with challenges put on by their training sergeants.

The Verd'ika Corps is divided into three Battalions with different criterias for each.

The **Shriekhawk Battalion** is for the youngest foundlings, children between 4 years old and 8 years old. This battalion focuses on arts and craft projects along with reading to increase interest in a galaxy far, far away.

The **Strill Battalion** is for 9 year olds to 12 year olds and their focus is on teaching the cadets the importance of volunteering and increasing the quality of their crafting projects.

The **Mythosaur Battalion** is for 13 year olds to 17 year olds. Their main focus is to encourage the foundlings to improve their skills in armor making and volunteering in hopes to guide them to become Official Members. The Verd'ika Corps also encourages parental involvement.

While it is not necessary for a foundling's parent to be an Official Member, having a parent or legal guardian who is currently an Official member allows for the foundling to also be an Official Member, or a "Trainee". These trainees participate through the same application process as their parents and are given an Official Member Catalogue number. However, if their parent is not an Official Member, they can still participate with the Verd'ika Corps as a "Verd'ika". The foundling simply needs to apply with any type of Mandalorian costume and be helmeted in their costume submission.



Dresdon Acacin, founder of Acacin Armouries, was a part of the Verd'ika Corps prior to becoming an Official Member in the Mandalorian Mercs Costuming Club. Dresdon achieved his Official Member status in 2014.

BattleCry - How did you find out about the Mandalorian Mercs Verd'ika Corps and what inspired you to persist to becoming an Official Member?

Dresdon - Back in 2008 I saw a YouTube video of an old member working on their kit so I looked up the Mercs but didn't think I was good enough join. I lurked the forums for a couple years assimilating information like a rogue AI, and finally joined the forums in 2010.

I grew up really poor not in the best of company so initially video games, (Specifically Star Wars Bounty Hunter and KotOR) got me interested in Mandalorians primarily. Way back, say 2005 I was looking at store bought costumes online like the Rubies ones that, lets face it.. looked great in pictures compared to what was available at the time... that as you may guess I definitely couldn't afford. 2008 I'd gathered enough of what you could roughly equate to skills, to attempt my first kit, made of galvanized steel as a base like medieval armour and cardboard for thicker layers over top of that. I only have one photo of it, again, poor.. so we didn't have a camera.



My armour is all metal, head to toe. Metal was more readily available to me as my father's trade is HVAC so sheetmetal was more easily attained for me than the traditional Sintra / expanded PVC that our members around the globe have used since the beginning. At this point my kit is just shy of 200lbs including the armament, and in addition to having the world's heaviest (literally) Mandalorian armour, it is also the heaviest coverage. Everything I make is built to outlast the wearer, that includes my own kit. Austenitic Stainless Steel, Aircraft Aluminium, Bronze, and Titanium. For extensive information on my armour, take a look at my build threads on the forums where you can see the evolution of my kit and where it is today.

See Dresdon's WIP here: <http://mandalorianmercs.org/forum/index.php?topic=42825.0>

I achieved OM status 2014, I submitted for Application/took Application pictures on my birthday and I think it took 2, maybe 3 days to hear back from the application team that I'd passed and I was officially OM 0921. I was definitely harder on myself than the Application team was, I was sure I'd fail but apparently I was the only one. When I got my MMCC approval email I felt like I'd reached a coming of age, completely dwarfing the whole 18th birthday a couple days before. That day after school I went to a surplus shop and bought an antique brass Zippo and engraved my OM number into it. I don't smoke or anything, it was just the same one SolidSnake had in Metal Gear Solid 4 so I thought it was really cool!

BattleCry - What has been your best experience of being in the club? As a Verd'ika and an Official Member?

Dresdon - The Verd'ika Corps is a great way for kids and young adults who are interested in getting involved, like building a kit and attending events(with a parent/guardian) who aren't old enough yet to be a Merc. I was told when I was 15/16 that age alone was the only



thing keeping me from being a Merc. It was that same year that the Verd'ika Corps was established if I remember correctly. Actually some fun trivia for you... when it went live, I was the first to submit but the team running it had to get me to reconfirm my age, I guess they didn't think I was too young to be OM looking at application style photos of my kit, so I wound up being Verd'ika Corps 003.

Best experience in the club as a Verd'ika... that's a tough one, it feels like that was so long ago, like a lifetime ago. I would have to say, despite being so hard on myself and not thinking what I'd made was good enough, a well respected OM(I don't believe they are around any longer) telling me that if I was old enough I would already be an OM.

Best experience as an OM would probably be in Celebration Orlando, on my way to the group in the last group of stragglers coming from the booth. I was at the front of the group and just as we started going down the escalator some of my friends in the group of 300 or so Mandalorians started chanting DRESDON - DRESDON - DRESDON, reminded me a bit like the post climax scene in 300 after the last stand of Leonidas. I regret that my helmetcam was having SD card problems at that convention.


BattleCry - If you had to choose one person in the club whom you would consider your mentor, who would that be and why?

Dresden - One individual who I would absolutely consider a mentor would be redkraydragon on the forums, who ran Imperial Outpost Armory. Sadly we lost him to cancer a couple years ago. He made vacformed ABS and exceedingly high quality, perfect casts of greeblies for Boba and Jango kits. He taught me a lot about paint and the quality finish of work you should strive for. With him everything had to be perfect. His B-pulls (rejected/defective pieces) could easily pass for most peoples' premium work. Even though we worked completely different mediums his write-ups on his ROTJ Boba kit were so well done I think about everyone reading this could learn something.

I'd also recommend Talos Kot on the forums as he's a close second as a mentor. He designed, sculpted, moulded, and coldcast his entire kit from scratch. If I couldn't do metal, I would get a coldcast kit from him, that's how good his build is.

Some words of encouragement to the Verd'ika would be... We all start somewhere, even I started in the dirt. What makes us great is the drive to never stop improving and never being satisfied with your work until it is as close to perfect as you can possibly get it.

**WORK WHILE THEY SLEEP
LEARN WHILE THEY PARTY
SAVE WHILE THEY SPEND
LIVE LIKE THEY DREAM**



VIRTUAL PANELS
VIRTUAL CHAT ROOMS
VIRTUAL TOURS

YOUR FAVORITE MANDALORIAN MERCS
ALL ON THE MMCC FACEBOOK PAGE

YOU CAN HELP BE A PART
OF MAKING MERCSONLINE HAPPEN
YOU CAN SUBMIT PANEL/VIDEO IDEAS
OR VOLUNTEER TIME

JUST CONTACT
THE QUARTERMASTER - COREYSNAPS
OR
THE PUBLIC RELATIONS OFFICER - DARASUUM PRUDII

SCHEDULE COMING SOON

MAY 22-24

BRIGADES

THE STRIKER DIVISION

Where Vanguard Division is the 'Loud and Proud' part of the Brigades, Striker takes a more quiet approach to their professions. Known for their ruthless hunting capabilities and specialized skills, the Striker Division prefer to let the results of their actions speak for them. Leading the Striker Division are Marshall Kebiin Ke'varek and Captain Bryn Cin'Prudii.

THE RIGHT TOOL FOR THE RIGHT JOB

Knowing what tool is right for what job is what separates the skilled from the fools. The vade of the Striker division know exactly what they need to use to counter their preferred enemy. Any Force User will fear the Force Hunter Brigade rightly. Special Operations professions deliver the Mandalorians that have specialized in a single type of work and execute it to the highest degree of efficiency. On the other side, specializing in a certain type of weapon, the Special Weapons professions have honed their skills with one type of weapon to the exclusion of all others.

A FORCE USERS NIGHTMARE

If there is one threat the Jedi fear and respect as much as the Sith, it is the Mandalorian. If there is one faction the Sith know not to trust as far as their credit accounts hold out, it is the Mandalorian. For thousands of years, and a multitude of generations, these three factions have often times been at odds. While the Jedi and Sith have their means of dealing with the heavily armored and often militant culture of Mandalorians, these highly trained and adaptive men and women have a way of returning the favor... With the Force Hunter Brigade.

Comprised of the Mandalorians that loathe the use of dishonorable space magic, the Force Hunter Brigade hunts the galaxy's most known and feared individuals; Force users. Utilizing weaponry and equipment specially designed to counter lightsabers and Force powers, these vade have trained in skills and honed their reflexes to such a degree that even Jedi and Sith know not to underestimate them.

THE PERFECT MANDALORIAN FOR THE JOB

Special Operations each have one single job and they execute it with deadly precision. Spec Ops work alone and rely on their singular skills to get the job done. You'll never see them coming until it's too late, and they've accomplished what they came for. Their kits are built for mobility in order to get where they need to be without being encumbered by unnecessary gear. They are specially designed to blend into their surrounding, whether it be the dark shadowy corridors of a compound, the dappled twilight of a palace garden, or simply one more bland figure in the crowd.

Taking out a competitor, killing a rival senator; it takes a special type of person to perform an assassination without blinking an eye as long as the pay is right. The Assassin profession bundles the Mandalorians that sell their skills in taking out their mark silently but effectively. No military group worth its spice would go into an operation without knowing the lay of the land. This is where the Recon Profession comes into play. These individuals gather information about what the force will encounter and communicate this back to them. Reach out and touch someone. The Sniper profession is a caring profession, always ready to change the lives of someone at a distance with the pull of a trigger. For those clients that need to have an object retrieved from any location, no matter the security measures, the Acquisitions profession know exactly how to deliver discreetly. Reaving the Trade Routes, the Privateer profession is for those Mandalorians that prefer to board and pillage their way through life.

THE RIGHT TOOL FOR THE RIGHT MANDALORIAN

Specializing in one tool or set of tools is what the Special Weapons Brigade sets apart from the rest of their vode. Hitting hard and big, slipping between the enemy's defences to deliver a thousand cuts, hitting a bantha's nose hair from 100 paces away with pinpoint accuracy or just blowing the opposition away in a hail of ammunition, it doesn't matter how it is done, but the Special Weapons deliver.

Carrying a bit stick and knowing how to use said stick is what the Heavy Melee profession is all about. Taking punishment is optional, delivering the hurt is mandatory. Either way, you'll feel it when they land that final blow. Dancing around their opponents' defences, seeking that one opening and then striking with deadly precision is what Light Melee does best. Lightly armored, these vode prefer to hone their skills of evasion more than their heavier cousins and are no less deadly for it. Capable of taking down multiple opponents at once with nothing but a set of blasters in their fists, the Pistoleer professionals are the best of their craft. If it comes down to slinging ammunition downrange at their targets, Gunslingers excel beyond all others. Capable of arming a small planet on their own, these blaster nuts apply the saying 'Less is more, unless it's guns' to their life religiously.

SPECIALIZED FOR YOUR BENEFIT.

The Mandalorians of the Striker Division have specialized their skills, their tools and their life for the benefit of their clients and their vode. For the right price, anything is possible with them backing you up. If you're interested in any of these professions, they can be found on their respective boards under the Brigades section of the Forums.

Aliit Ori'shya Tal'din!

Ahn'vil Burk'yc



BRIGADE MARSHALL

Oya! I'm Kabiin Ke'Varek (or Laura Chapman to the Earthlings). I am the current Marshal of Striker Division, a position I hold in great regard.

I was introduced to the world of both Star Wars and costuming in July of 2015. We met some Mercs at a troop at my town library and I was intrigued. I marathoned all of the Star Wars movies in a weekend. I knew after that weekend that I was hooked. What I had yet to realize in that moment was how the MMCC would forever impact and change my life.

I received OM status in January of 2016. After trooping and getting to know more people within the club, I decided to work on Brigades upgrades. I settled on a then-newly formed Profession-Privateer. I mean, a back-lit chest diamond and bright colors just screamed space pirate. Right?

I received my Brigades approval in February of 2017 as the third ever Privateer. It was a beacon of light in the darkness of losing our baby. Although I was devastated, it gave me a happy moment in those trying times.

In June of 2017, I joined the "Best Darn Team in the MMCC" - the Brigades Team- as Division Captain under Aria's guidance. I took over as Marshal in January of 2018 after the restructuring of Brigades in the newly formed Striker Division.

It has been and continues to be a great honor to hold the position of Striker Marshal. I have come to know so many in the club this way, as well as witnessed the true "above and beyond" creativity and building skills of our members. We welcome all with open arms and hope to embody the Mandalorian sentiment "Aliit ori'shya tal'din".

BRIGADES

NEW BRIGADE MEMBERS



MATTCAMARO

Clan/Squad: Black Mountain Guard
Brigade: Airmobile
Profession: Pilot



CIRYC_TAL

Clan/Squad: Krayt Clan
Brigade: Airmobile
Profession: Aerial Assault



BRECK STRIBOUGH

Clan/Squad: Kranak Clan
Brigade: Special Operations
Profession: Privateer



RHAX STOHL

Clan/Squad: Beskar Gett'se
Brigade: Special Operations
Profession: Desert Ops/Sniper



TOOLS OF THE TRADE

BINATONE CUSTOM BUILD

Battlecry asked JacqSiir to detail the ideas and process that went in to designing and building his custom blaster pistol - follow the work in progress here:

<https://mandalorianmercs.org/forum/index.php?topic=183885.0>

INSPIRATION:

I saw this light gun mentioned in one of the Facebook groups for Mandalorian builders and thought that it had a great aesthetic so I headed to Ebay and managed to pick one up for under £20 that had the barrel extension (most of the ones on there didn't have it).

THE CHALLENGE:

Having been on the forum for about 6 years and never completed anything worth submitting I'm determined to get something to the point where it could be submitted for approval.

I had no ideas at the outset about how it would end up, so I just started rummaging through my small collection of greeblies to see what would work best. (We're all hoarders right? It's not just me?! Haha!)

PARTS:

I honestly can't identify one of the greeblies I've used because I picked it up from a place I used to work.

Amongst the rest there's: a part of a tripod for a production/tv camera; internal parts from Nerf/foam-dart guns; a section of a cable tidy tube; some plasterboard fasteners; the handle for a magnifying glass; Sintra/foam board; PVC piping; a scope rail and 45° mounts.

The most challenging thing so far has been the "wooden" grip cover. I'm currently on the second revision of that because the first one was just too big but it's been a great lesson the use of a heat gun, filler and epoxy glue!

We look forward to seeing the end result! It's amazing to see the ingenuity of our members taking existing models and capturing the 'used future' look of the Star Wars aesthetic. If you'd like to display your custom work, feel free to contact the team!



HOLONET NEWS

Images © StarWars.com



THE HIGH REPUBLIC

With the lack of charity events and conventions, there have been attempts to find ways to stay engaged with the community. While this quarantine has kept us locked in for going on about 2 months now, there is a light on the horizon!

Star Wars: The High Republic is a new series that will be told through the eyes of a set of brand new characters. These new books and comics will be focusing on the life of a Jedi and their presence in the Galactic Republic during their golden age period.

The story is said to be set 800 years after the fall of the Old Republic (KOTOR) and 200 years before the Phantom Menace, ensuring that it will not be crossing over with any current storylines; films or cartoons. This allows for authors to have free reign and develop their characters and allow us fans to have an even larger story line.

As of now, phase 1 is planned to release in the following order: Star Wars: The High Republic: Light of the Jedi to be released on August 25, 2020, followed by The High Republic: A Test of Courage to be released on September 8, 2020 and then the final of the current series, The High Republic: Into the Dark with a release date of October 13, 2020.

While waiting for The Mandalorian Season 2 to be released, we will have some books to satiate our thirst for more Star Wars fandom. It is also reported that there will be a comic series released as well, with Star Wars: The High Republic Adventures and Star Wars: The High Republic. The books are currently up for pre-order now if you have the credits for them!

14

MANDALORIAN MERCS BATTLE CRY

OFFICIAL BUILDERS GROUP

Oya! Congratulations are in order for our one of our newest Official Members, Rene D from Raquor'daan Clan.

Rene has been working very hard on his new build and recently received his approval and OM number.

Battlecry: Rene, can you tell us about your process to become an OM?

Rene: I've been a lifelong Star Wars fan since the beginning, and always wanted to build a kit but never had the time nor the knowledge that I had the skill. My son asked me if he can be a Mandalorian while watching the Mandalorian TV show and he asked if I can be one too, so I said, "Yes I can!" I started building my kit just a few days later after I did research and joined the MMCC forums and the builders group.

The rest is history. The knowledge I gained from the Group and the Forums was invaluable. Everyone from day one was so helpful and they never criticized only gave advice on how I can make it better and gave encouragement. Now I feel like I need to pay it back when I see people who are where I was and it feels good to know that I can help with the knowledge I have gained from those before me all thanks to the MMCC. My clan, Raquor'daan, was also just as helpful and I have a lot of pride in being an OM with them.

I waited almost 3 weeks to get my approval after one denial because of my paint job all while my mother was in the Hospital with pneumonia. She was getting better and was sent home. A few days later on April 15th. I got my approval. I was happy and excited. Then I remembered I needed to check on my mom and when I called I was notified she had passed just a while before I called. So needless to say that took the wind out of my sails. I wanted to be happy because of all I worked for but I couldn't be happy at all.

I still wanted to let those who helped me along know that I finally reached my goal of being an OM while at the same time just letting what I consider my extended family know of my situation. Everyone was very kind and showed me and my mother a tremendous amount of love which only reassured me that I was in the right place with the right people!

I am a proud merc and love my new Vod!

BattleCry: We're so glad to have you with us. Congratulations again, and love to you and your family.

In memoriam: Olga Diaz



THE ARMOURY

ARMOUR MAINTENANCE

As the world continues to weather the “stay at home” orders, many people are finding it increasingly difficult to keep busy. Since we are all on a temporary trooping hiatus, many members have begun working on new kits, or creating upgrades to their existing ones to keep themselves entertained. During this time, it’s a great idea to engage in some routine maintenance of your current kit. General maintenance on a kit, can not only extend its life, but can also help with basic functionality.


Can you identify a particular area that needs some work? Do you have a pesky strap that never seems to stay attached? Do you have a wonky helmet fan that needs repairing? These are some obvious items that can be fixed, but there are most likely other, less obvious parts of your kit that could use maintenance.

Let’s start with removing our plates off of the vest, and washing the vest, along with our flight suits, and helmet pads. If you are averse to washing your soft parts, you can use a vodka and water mixture in a spray bottle to keep the smell off. This is a surprisingly effective method, and will most likely assist you for months, if not years, but will never be as effective as a real wash. As an added option, throw some silica dessicant packs into your kit storage to help reduce moisture.

If you, like some others, have recently opened your kit to find white fuzzies growing on it, or have discovered an incredible stench upon opening your kit, we highly suggest a thorough washing and sanitizing of your kit!

Once your soft parts are washed, take a close look at them to see if there are any areas that need attention. Do you have a seam that is separating? Do you have an attachment issue anywhere, such as older velcro, or magnet pockets that could use reinforcement? This is a great time to identify and address these issues. If you lack the proper sewing skills, this is also a good time to get in some practice.


The next step would be to look at your actual armor plates. Try to identify any areas that need work. Do they need some touch up painting? Do you have a crack that could use some fiberglass reinforcement? When was the last time you changed the velcro or reinforced your button snaps, or magnets? These are simple procedures that can greatly enhance the life and functionality of your kit.



Another area to look at is strapping. Due to the frequency of use, straps often receive substantial wear and tear. Whether you are using velcro, snaps, or some other form of attachment, these areas often lose durability.

It's common to see members with a dangling strap on a bicep plate or knee that constantly needs reattachment. Now is the time to address those issues by replacing the attachment, or by creating entirely new straps.

An area of kit repair that is often overlooked, is to improve shin attachments. Shins are notorious for shifting or coming unattached. Many people have used adhesives such as E6000 to attach their shins to gaiters or leather guards. These adhesives, although effective, often need reapplication to retain their integrity. A few additional drops of an adhesive (or even a whole new attachment) will go a long way in prolonging the functionality of your kit.



You can take this time to do very simple maintenance such as changing out batteries, filing down gauntlet pins, tightening screws, or similar chores. These are often overlooked until there is an issue, and being proactive about these items can make your life a bit easier on your next troop.

For some people out there, this may also be a great time to meet the new CRL compliance standards. Many of you have been given a one year grace period to meet the new requirements, and this is a fantastic time to get those upgrades and repairs started.

So, as a club while we await for this global pandemic to subside, please know that there are still ways to be involved, and that participation can come in the form of keeping your kit in tip top shape. All of us miss trooping, and spending time with our clanmates, and although we may not be able to be in each other's presence, we can keep the spirit of our clan and club alive by engaging in small things such as maintaining or improving our armor. Sometimes it's the small things that help us get through these difficult times.

Sometimes it's the small things that can keep us connected. Sometimes it's the small things that matter most!

MEET THE TEAM...

Su'cuy Vode, my name is **Ahn'vil Burk'yc**.

I've been around the star for about 31 times now and am from the land of Chocolate; Belgium.

My journey began in 2015, when I met members of my local clan – Twin Suns – at a comic bookstore for Free Comic Book Day. After handling at events and learning what I could from the forums about kitbuilding, I eventually received my Official status in November later that year.

Joining Brigades was my next step in the MMCC family and I soon joined up under the Desert Ops profession. In 2018 the call went out for a new Division Captain for the Vanguard Division and of course I sent in my application.

When I'm not muddling around with the kits of both my wife and myself, I read a lot, game a lot (Xbox One) and am generally busy with my 3 strills (dogs). One of my bigger interests in the MMCC is the merchandise, especially coins and patches. So if you're looking for a good trade or have something to offer, send me a message!



Welcome all, my name is **Jaryn Solus**!

Hailing from the UK, I became an official member of the Vok'Chi clan in 2017. My first kit was cleared to brigade standards as a Pistoleer in 2018, and my second kit cleared in 2019. With a third on the way...

As well as editing BattleCry, I also assist on the Welcome Team and currently serve as chair of the International Advisory Committee. I'm constantly amazed by the level of skill and dedication that volunteers bring to many of the club roles behind the scenes, and hope I can contribute as much.

Joining the club opened up a whole new world (and an extended family), and has allowed me to explore skills I generally would never have had the courage to develop on my own.

At home, when I have a little peace from my kids, I love board games, RPG's, cooking and, since joining the club, making and hoarding greeblies of all types! My next projects will hopefully involve bringing one or both of the kids into the Verd'ika Corps, and with a bit of a push getting my wife to join our ranks as well.



Greetings Vod! Many of you know me as **Talon Ven'ad**.

I am one of the newest members of the PR Team and I work primarily as a writer for Battlecry. I've been a member of the club for a few years now, and over that timeframe, I have served the club in many ways. I started as Ruus'alor Solyc for the Haran'galaar clan in San Diego, about a month after I achieved club approval (a position which I hold to this day). Shortly afterwards, I was accepted onto the clubs application team, where I served for two years, before I had to step down from the team due to real life responsibilities. I also currently work as an admin for the Mandalorian Mercs Builder Group on Facebook.



I am currently a member of The Beastmasters Brigade as a Beasthunter, and I am also working on a second kit, aiming for triple brigade status (a crazy endeavor I know). My first year as a Merc, I was awarded Rookie of the year, and in 2018 I was named Mandalorian of the Year for our clan. I hold all three achievements close to my heart.

This club is a very important aspect of my life, as it has rewarded me with some amazing friendships and unforgettable memories. It has truly become an integral part of my life, and I enjoy helping the club whenever I can. It is an honor to be one the newest PR team members and writers for BattleCry, and I look forward to what the future brings.

Suc'Cuy Vode! My name is **Parjii Saviin**. I am the newest member of the BattleCry Writing Team and super excited to be a part of this amazing team!

I finally achieved my kill stripes this year on February 19th. I am proud to finally be an Official Member with the help of Cin'Ciri Verda's Alor'ad: Sarlel, my Clan leadership in Nexu, and many others on the sidelines cheering me along!

I am currently based with Nexu Clan located in Illinois. I have been creating Mandalorian armor since 2013, worked on several iterations of armor, and was a member of the Verd'ika Corps and Galactic Academy as a foundling.

Upon reading the Republic Commando series by Karen Traviss, I fell in love with the Mandalorian culture and found out about the Mandalorian Costuming Club.



I truly appreciated the close knit community that centers around charity events and giving back to the community. I found that seeing a child's face light up with a smile was the highlight of an event for me. I can not wait to see where the following years will take me as I begin to form closer bonds with Mandalorian Mercs members from across the globe.

THE BESKAR CHEF

Got a recipe you'd like to share? Send it to PR@mandalorianmercs.com

KELDABE BRAISED BANTHA TIPS

INGREDIENTS

- 2lbs bantha (Beef) tips / bantha (Beef) cubes.
- 1 large onion, chopped.
- 1, 16oz package of egg noodles (or gluten free noodles)
- ¼ cup Soy sauce
- ¼ cup Worcestershire sauce
- 3 cups water
- 1 packet Beef and Onion soup mix
- ½ tsp salt
- 2 tsp pepper
- 1 tbsp. minced garlic.
- 2 tbsp. olive oil

DIRECTIONS:

1. Heat 2 tbsp. olive oil in a large skillet over medium heat. Add onions and cook until translucent, stirring occasionally to keep from sticking.
2. Add 2lb bantha tips/bantha cubes to the skillet and cook till brown on all sides, stirring occasionally to keep onions from burning.
3. In a mixing bowl, mix 2 cups of water with soy sauce and Worcestershire sauce. Pour mixture into the skillet with bantha and onions.
4. Add salt, pepper, and minced garlic into the skillet, then set heat to high and bring mixture to a boil for 5 minutes.
5. Reduce heat to low and let simmer for 1.5 hours.
6. Cook noodles as directed on package.
7. Add contents of soup packet to 1 cup of water, stirring until seasoning powder is dissolved. Stir mixture into skillet and let simmer 15 minutes or until liquid has thickened to an almost gravy consistency.
8. Pour beef tips and sauce over noodles and serve hot.

LAZY MANDO NO-BAKE CAKE

INGREDIENTS

- 1.25lbs hard cookies.
- 7tbsp unsalted butter
- 2 cans sweetened condensed milk
- 6 tablespoons of cocoa powder

DIRECTIONS:

1. Break cookies into small pieces in the large mixing bowl.
2. In separate bowl, melt butter in microwave oven. Add condensed milk and cocoa powder to the melted butter and mix well.
3. Pour mixture on broken cookie pieces and mix well. Lay plastic wrap at the bottom of your cake form (any shape is ok) and place mixture in the cake form.
4. Press firmly to form a cake. Place in refrigerator for 2 hours.
5. Remove from refrigerator and then remove from cake mold. Unwrap, serve sliced or decorate with icing.
6. Will last a long time kept in the refrigerator.

FROM THE EDITOR



I hope you've enjoyed the new edition - I'd just like to say a big thank you to the team who are helping to keep the content flowing, to those who support the magazine and creativity behind the scenes, and to all of you who've been reading!

While none of us are in a situation that we really want to be in now, take the time to enjoy what you can. Reach out to friends and family, finish that project, read that book, play with your kids, tidy the garden. There's always something that's been put off!

Keep yourselves and your families safe, follow official advice, and the curves will flatten sooner.

Lee
Jaryn Solus

*"Surrounding oneself with family fulfills the soul."
- Mandalore the Uiter*

GET IN TOUCH

Got something you want to tell the club about? Got an interesting new build in progress or been to an amazing troop or event?

We want to hear about it!

Send your feature to pr@mandalorianmercs.com
or by PM to Jaryn Solus



WE WANT YOU



for the **MERCS**
ENLIST NOW
MANDALORIANMERCS.ORG