

BATTLE CRY

APRIL
2022



ARMOR SIZING - OYU'BAAT CLAN - CELEBRATION SURVIVAL GUIDE - RALLY MASTER

THE MANDO MERCS COSTUME CLUB IS A WORLDWIDE STAR WARS COSTUMING ORGANIZATION COMPRISED OF AND OPERATED BY STAR WARS FANS. WHILE IT IS NOT SPONSORED BY LUCASFILM LTD., IT FOLLOWS GENERALLY ACCEPTED RULES FOR STAR WARS FAN GROUPS. STAR WARS, ITS CHARACTERS, COSTUMES, AND ALL ASSOCIATED ITEMS ARE THE INTELLECTUAL PROPERTY OF LUCASFILM. © 2022 LUCASFILM LTD. & ™ ALL RIGHTS RESERVED. USED UNDER AUTHORIZATION.



**BATTLECRY IS THE MERCS
OFFICIAL MAGAZINE
WHICH IS RELEASED
MONTHLY TO THE WORLD
EXCLUSIVELY ON THE
MERCS HOLONET.**

**ARMOR TIPS, INTERVIEWS,
FEATURES ON MEMBERS,
CONVENTIONS, AND SO
MUCH MORE!**

EDITORIAL

Donald "Darasuum Prudii" Pennisten
Mike "Diz Ge'tal" Porter

STAFF WRITERS

Jim "Tarron Lok" McGarrigle
Kat "Parjii Saviin" Kiele
Cassidy "Aldwyn Kass" Buckland
Rob "Bryn Cin'Prudii" Even
Rene "Ru'stor Rawr" Diaz
Kelsey "Virra Tenau" Burcham

CONTRIBUTORS

Lesley "BrieKalan" Farquhar
Tom "Mandalore the Uniter" Hutchens

COVER

Koshkaya Vashta

IN THIS ISSUE

4. TOOLS OF THE TRADE - ARMOR SIZING

7. CLAN SPOTLIGHT: OYU'BAAT CLAN

8. CELEBRATION SURVIVAL GUIDE

10. MEET THE RALLY MASTER

FOLLOW US ON ALL THESE MEDIA OUTLETS





MANDALORIANMERCES.ORG

TOOLS OF THE TRADE -ARMOR SIZING

-ARTICLE BY: ALDWYN KASS

One of the most common problems I see new builders struggle with right off the start is armor sizing. Templates are available to print out on the MMCC forums, but they're not "one size fits all", and figuring out exactly what the proper fit looks like can be tricky. So how do you know what your size is? What do you do if the templates you printed are too big or too small? Let's talk about that.

(Note to the reader: I'll be focusing on modern era kits here specifically, but the same principles can be applied across the board.)


WHAT SIZE IS THE RIGHT SIZE FOR ME?

Before we do anything else, we need to know what the "right size" is. The CRLs have a bit to say about this. Let's take a look.

"Chest armor must be fitted and spaced correctly and consistently depending on armor/body type.

Must be of adequate size in proportion to your chest area. Chest plates should not exceed 1" or 2.5 cm beyond the outside edge of the collar at maximum."

So what exactly does it look like when the plates are "fitted and spaced correctly? It's hard to quantify and put into words exactly what the right size looks like, other than just to say that they shouldn't be too big, or too small. There's a bit of further guidance in the CRLs, and I highly recommend making yourself familiar with them, but perhaps the best way to get a feel for when you've got your plates sized correctly just from a visual standpoint, is simply to study pictures of completed kits with properly sized plates.



Take the below examples. Plates should sufficiently cover the torso, but without seeming to swallow the wearer. This is armor after all; we want protection and coverage, but without restricting movement too much.

A helpful tip to remember is that armor placement can affect how your plates' sizing looks. Small plates set too far apart or large plates set too close together can appear to fit at a glance, but won't hold up after a second look. Generally speaking, best practice is to follow the "Rule of Thumb" by ensuring that your plates are a thumb's width apart all around. Again, see the CRLs for more specific guidelines on spacing.


TEMPLATES

Before you start making your plates, it's important to make sure your sizing is right by using some paper templates. Double checking that you've got the right size templates can save you time and materials as you begin cutting out your plates and shaping them. Templates of all kinds can be found on the forums, from helmet templates, Fett style gauntlets, legacy chest plates, and everything else. It's as simple as download and print. You can find a list and download links for all the templates the MMCC has available here <http://mandalorianmercs.org/get-involved/costume-templates/>.

The modern era templates are available in a few sizes, but even then, they might need to be further scaled before printing to get the proper size. Scaling is as simple as just printing at a different percentage (110% for example to make them bigger, or 90% to make them smaller, and so forth). Try printing a single page at the adjusted size and continue scaling just a few percent at a time until you get the size you need.

Alternatively, if you find your templates are just a little too large, or a little too small, you can add or subtract a little by hand using a method sometimes used in sewing to measure seam allowance.

Tape a pair of ballpoint pens together side by side and trace around the edge of your template onto a new sheet of paper. Cut out your new, slightly larger template and



you'll see you've added a little under a half inch around all sides.

To make your templates smaller, do the same thing, but trace onto the existing template instead of tracing onto a new sheet of paper. Then just cut off the excess following the new line you made.

As with everything else, the best way to ensure you have the right size templates is to

post pictures in your WIP thread and ask your clan's Ruus'alore for advice.

BONUS TIP!

The last thing I want to mention is another common problem I see that often sets new recruits back, and that's what we call, the "Bobble-head Effect". This sizing issue is most common among those Mandos of smaller stature, like myself, and happens when your helmet is just a bit too big. According to the MandoMercs CRLs:

*"Helmet size will be judged on a case by case basis.
Generally, the helmet's width should not greatly fall short of
or exceed 1/2 the width of the wearer's shoulders
measured from armored shoulder plate to armored shoulder plate."*

So what happens when your helmet is just a little too big, and you kinda look like a Funko Pop! figure? Time to buy a new one?

Maybe not!

An easy way to possibly solve this issue is just to make sure your shoulder plates are the right size, and that they don't hang against your biceps, but actually sit on your



shoulders, and flare out just a bit.

Check out the difference between these two kits:

While both are CRL compliant and approvable, you can see the shoulder bells flare out just a bit more on the left, creating a wider "base" to compare the helmet to. If you're worried your helmet might look a little too big, maybe think about changing up your shoulders and see if that helps.

Again, when in doubt, ask your Ruus'alore!

Hopefully these quick sizing tips will be helpful, and you can forge ahead, armed with this new knowledge!

HAPPY CRAFTING!

CLAN SPOTLIGHT: OYU'BAAT CLAN



-ARTICLE BY: VIRRA TENAU

March has come and gone, but not without getting a chance to learn more of the history of a neighboring Clan to my own: Oyu'baat Clan. Oyu'baat Clan spans both North and South Dakota, with the primary cluster of members residing in either Bismark or Sioux Falls. Tiric Keel, the North Central Regional Vice Commander (formerly Oyu'baat Ver'alor and Alor'ad), has been a longstanding member of Oyu'baat and was kind enough to share some of the key pieces with me.

Oyu'baat Clan was started in the fall of 2015. When Tiric joined, it was known as "Warriors of the Red". However, it was changed later to share the same name as the frequented cantina from Republic Commandos, a subtle nod towards the inspirational series that many early members of the Mando Mercs are familiar with. Their sigil also changed to reflect both the agricultural and hunting roots of many residents of the Dakotas.



Although Oyu'baat is a relatively new Clan with only around eight years under their ammo belts, they have already proven their mettle. Official members from Minnesota were once a part of Oyu'baat's clan roster, but when Razorcrest Clan was formed in 2017 the clan lost three OM's. During that same time period, three more OM's were relocated due to service in the Airforce. Even losing six members couldn't stop Oyu'baat Clan.


Working tirelessly, the Clan banded together to begin a highly successful recruitment mission. Pre-COVID, Oyu'baat was meeting almost every single weekend for a duration of two years for armor parties and promoting themselves as much as they could in their community. Once COVID struck, they switched to virtual armor parties to continue encouraging building. Determined to not let even a global pandemic stop them, they achieved their seventh official member in November 2020.

Currently, Oyu'baat Clan has around five to six active recruits pushing towards OM status, with the entire Clan continuing to do their best to publicize themselves and participate as much as possible in the community. When asked where the clan hopes to be in five years, Tiric was optimistic. "My personal goal is 20 official members, but I think that reaching 10 official members is a very real possibility."

Tiric also shared that the Clan as a whole would love to reach more areas of the Dakotas, since most are within the two cities. Since Oyu'baat keeps a fairly active presence, you can find them at iMagicon in North Dakota this April or Voices Against Cancer in July. Oyu'baat will be teaming up with the 501st Legion as well as the Rebel Legion to help raise funds to help assist in cancer research and treatment. You can also find them on FaceBook at www.facebook.com/Oyubaatclan

If you are lucky enough to find yourself in North or South Dakota, make sure that you swing by an armor party hosted by Oyu'baat Clan to see for yourself why family is more than blood.





-ARTICLE BY: PARJII SAVIIN

Will this upcoming Star Wars Celebration be your first, or are you a veteran to the Convention community? Whatever your situation, this article is here to help you survive this popular convention and to help prepare you for the chaos that may ensue at the event.

Star Wars Celebration is the all-time favorite Star Wars convention for Star Wars fans, that allows Star Wars fans from around the world to connect in one place. This convention focuses on the Star Wars lore and make no mistake, there will be no lack of colorful Mandalorians among the citizens of the Empire. Celebration is just around the corner as it will be held in Anaheim, California on May 26th-29th 2022. Are you ready for the convention?

Here are some tips, tricks, and suggestions to help you prepare yourself, your kit, and your family for the amazing experience called Celebration Anaheim.

With many people traveling to California for this event, it is important to be prepared for the unexpected. This is especially important when traveling with a costume that may develop small cracks that may form during travel. A small costume "Ouch pouch" filled with quick-set super glue, duct tape, and extra velcro is a life saver. However, last minute runs to a hobby store are also allowed for more major repairs, if necessary. Make sure you have all your armor packed tightly and add extra fabrics, pillows or packing bubbles to prevent shifting while traveling. It is preferable to travel with a hard case to prevent your kit from getting crushed, especially during air travel, but be prepared to hand carry your helmet and any other fragile items.

However, your kit is not the only thing that you need to make sure you are taking care of and prepping for. Several days prior to Celebration, it is extremely important to start hydration, caloric consumption, and to boost the vitamins to prevent "con crud." Drinking plenty of water prior to Celebration will help mitigate dehydration while in kit even if you are drinking water while in kit. Remember, water is the essence of life and you need to drink plenty of it while in kit.

Ensuring you have been eating ample amounts of food, stretching, and physically

preparing for long hours on your feet will prevent you from feeling overly fatigued during the convention. It is also okay to take breaks, dekit, and relax for a bit. If this is your first longer troop, keep an eye on yourself and make sure you have a handler to aid you. Taking an appropriate number of breaks and relaxing will help you enjoy the convention!

Also, with Covid-19 still lurking and the inevitable “Con-Crud,” ensuring that your immune system is on high alert will be important. Vitamin C and Vitamin D will aid with boosting your immune system and help battle the crud.

All in all, for Celebration, make sure you have your kit in order, hydrate-hydrate-hydrate, consume your ration cubes, and finally, have fun! Celebration is a time and place for enjoyment, spending time with friends, and creating memories. Make sure to charge your phones, empty your memory banks, and make all the memories that will last a lifetime.

Stay safe, stay healthy, and enjoy wonderful sunny California!

MMCC BACK PATCH PRE-ORDER



FULLY EMBROIDERED!
11" (27.94 CM)

ONLY \$25

ONLY AT
MARKET.MANDOMERCES.ORG

MEET THE RALLY MASTER



-ARTICLE BY: BRYN CIN'PRUDII



Bryn Cin'Prudii sat down with Myriot, the new Rally Master to get better acquainted with her and her position.

BATTLECRY: How did you learn about the Mercs and When did you become OM ?

Rally Master: I first learned about the Mercs from one of our local cons El Paso Comic Con. My significant other at the time was dressed as an 8ft tall wookiee and was entering the costume contest (his wookiee was not RL approved), we were having a lot of issues navigating the small basketball court floor with cords and booths everywhere. Out of the blue here comes a bunch of helmeted costumes characters who came to our rescue, they offered their booth space to us to help get us out of the

crowd and when it was time for the costume contest ushered us back to the front. Ulrik Kanteer and Erienc we're among those helmeted characters who made us feel welcome and made us feel a part of their group even though we had no clue who they were beside people that loved Star Wars. After the con ended they told us about their next armor party and encouraged us to go. Fast forward to that armor party a few weeks later, everyone there was so welcoming and Erien was trying to convince me they needed more women in the clan. It took some convincing but a few months later I had my first set of armor in the making, learning the do's and don'ts of making your own soft parts and weathering your armor. In January of 2015 only months before my very first Star Wars Celebration I was approved less than a year after first meeting my clan members.

BATTLECRY: Tell us a little about yourself, What defines you outside of the Mercs? Outside of the Mercs and Star Wars in general

Rally Master: I'm a Pet Sitter by trade. I love to travel and if I can take a dog or multiple dogs with me to take them to their rescue and new lives I'd do it in a heart beat. One of my favorite things to do is taking my dogs on road trips even if that's just to the lake for the day, I like flying but if I can drive I'd rather do that!

BATTLECRY: The job of Rally master is something new and not an easy one. Tell us about your role. WHAT IS IT YOU DO HERE?

Rally Master: Rally Master is exactly what it means I am here to supply the club with

events, from Celebration to MercsCon and more. My team and I will be the ones who take over all the planning and executing of our club events, we are planning virtual events that the whole club will be able to partake in along with regional ones down the road.

BATTLECRY: What is the one piece of advice that you find yourself always giving future members of the Mercs?

Rally Master: Don't give up. The process of finding a balance between what you want your kit to look like and still being compliant with the CRL's knock down a lot of people's confidence. This club is all about originality and we all love to see what people come up with.

BATTLECRY: What is your favorite thing about the Star Wars community ?

Rally Master: We're a family. Like our motto Family Is More Than Blood, it's exactly that, we might not be able to get together as much as we want but we're still there for each other. Working with the other clubs just makes all of us that much cooler. I love when kids come up and are just in awe of us and adults alike.

BATTLECRY: What are your future plans within the Mercs, any new builds planned, or projects you want to pursue (Any secret things you can share with our readers) ?

Rally Master: I would love to keep being the Rally Master for a few years and help this club grow more from our events. My new build will be a canon one and I'm striving for Koska Reeves. I just knew it was the one I wanted to do, which put my new custom on the side burner for now.

